

Municipality of Anchorage

ANCHORAGE POLICE DEPARTMENT ELMORE BUILDING FF&E- WAREHOUSE

ANCHORAGE, ALASKA

OWNER

MUNICIPALITY OF ANCHORAGE

MAINTENANCE & OPERATIONS DEPARTMENT

3640 E TUDOR ROAD, WAREHOUSE NO. 1
ANCHORAGE, ALASKA 99507

T. 907.343.8104
F. 907.343.8267

ARCHITECT

BURKHART CROFT ARCHITECTS, LLC

880 N STREET, SUITE 302
ANCHORAGE, ALASKA 99501

T. 907.929.9334
F. 907.929.9335




PROJECT LOCATION

VICINITY MAP

PROJECT LOCATION: 4501 ELMORE ROAD

SHEET INDEX

GENERAL	
G001	PROJECT DATA, VICINITY MAP & SHEET INDEX
ARCHITECTURAL	
A001	ARCHITECTURAL ABBREVIATIONS & SYMBOLS
INTERIORS	
I101	OVERALL FF&E PLAN
I102	ENLARGED FF&E PLANS
I103	EQUIPMENT AND MATERIAL LEGEND



Burkhart Croft
ARCHITECTS LLC
880 N Street Suite 302 | Anchorage Alaska 99501
T: 907.929.9334 | www.burkhart-croft.com

MUNICIPALITY OF ANCHORAGE
**APD ELMORE BUILDING FF&E-
WAREHOUSE**
ANCHORAGE, ALASKA

DATE: 09.26.2022

DRAWN: MCL

CHECKED: DJD

PROJECT: 2213.02

DRAWING TITLE:
PROJECT DATA,
VICINITY MAP &
SHEET INDEX

REVISIONS:

SHEET NO:

G001

ABBREVIATIONS

#	pound or number	FEC	fire extinguisher cabinet	PLYWD	plywood
&	and	FF	finish floor	PNT	paint
(E)	existing	FFE	fixtures, furniture, equipment	PS	projection screen
(N)	new	FHC	fire hose cabinet	PT	pressure treated
(R)	renovate	FIN	finish	PTD	paper towel dispenser
@	at	FL	floor	PTR	paper towel receptacle
A/E	architect/engineer	FO	frame opening	PVC	polyvinyl chloride
AB	anchor bolt	FOC	face of concrete	QT	quarry tile
ACP	acoustical ceiling panel	FOF	face of finish	R&C	rod and curtain
ACT	acoustical ceiling tile	FOS	face of stud	R&S	rod and shelf
ADA	americans with disabilities act	FOT	fuel oil tank	RAD	radius
ADD	additive	FP	filler panel	RB	rubber base
ADDL	additional	FRP	fiberglass reinforced panel	RCF	resilient commercial flooring
ADH	adhesive	FRT	fire retardant treated	RCP	reflected ceiling plan
ADJ	adjustable	FS	filler strip	RD	roof drain
AFF	above finish floor	FT	feet	REF	refridgerator
AIB	air infiltration barrier	FURN	furnace	REINF	reinforced
ALUM	aluminum	FV	field verify	REM	remark
ANSI	american national standards institute	GA	gauge	REQ	required/requirements
AP	access panel	GALV	galvanized	RH	robe hook
APPROX	approximate	GB	grab bar	RM	room
ARCH	architectural	GC	general contractor	RO	rough opening
AWC	acoustic wall panel	GL	glass	SAFF	self adhering flexible flashing
B	bench	GLB/GLBM	glu-lam beam	SCHED	schedule
BD	board	GWB	gypsum wall board	SD	soap dispenser
BIM	building information modeling	HCP	handicap accessible	SECT	section
BLDG	building	HDWR	hardware	SF	square feet/foot
BLK	block or blocking	HDWRGRP	hardware group	SHEATH	sheathing
BM	beam	HM	hollow metal	SHR	shower
BO	bottom of	HORIZ	horizontal	SHT	sheet
CAB	cabinet	HT	height	SIM	similar
CALC	calculation	HVAC	heating, ventilating, and air conditioning	SND	sanitary napkin dispenser
CB	catch basin	HWH	hot water heater	SNR	sanitary napkin receptacle
CEM	cement	IBC	international building code	SPEC	specification/s
CER	ceramic	IMP	insulated metal panel	SQ	square
CG	corner guard	INSUL	insulation	SRFM	sprayed fire-resistive material
CH	coat hook	INT	interior	SS	solid surface
CJ	control joint	IRP	impact resistant panel	SSTL	stainless steel
CL	center line	JAN	janitor	SSWS	stainless steel wall system
CLG	ceiling	JNT	joint	STG	storage
CLO	closet	KD	knock down	STRUCT	structural
CLR	clear	L	angle	SUSP	suspended
CMU	concrete masonry unit	LAV	lavatory	SV	sheet vinyl
COL	column	LOP	layout point	T&G	tongue and groove
CONC	concrete	LVL	level	T.O.	top of
CONST	construction	MAT	material	TB	tack board
CONT	continuous	MAX	maximum	TBS	to be selected
CORR	corridor	MB	marker board	TG	tempered glass
CPT	carpet	MECH	mechanical	TPD	toilet paper dispenser
CT	ceramic tile	MEZZ	mezzanine	TSC	toilet seat cover
CTOP	counter top	MFD	manufactured	TYP	typical
CW	curtain wall	MFR	manufacturer	UL	underwriter's laboratories
D	dryer	MH	manhole	UNO	unless noted otherwise
DBLS	double sided	MI	mirrior	UON	unless otherwise noted
DEG	degree	MIN	minimum	VAR	varies
DEMO	demolition	MISC	miscellaneous	VB	vapor barrier
DF	drinking fountain	MJ	movement joint	VCT	vinyl composition tile
DIA	diameter	ML	metal locker	VERT	vertical
DIM	dimension	MR	mop rack	VIF	verify in field
DISP	dispenser	MRP	metal roof panel	VP	vinyl plank
DN	down	MS	metal shelves	VR	vapro retarder
DO	door opening	MTD	mounted	VTR	vent through roof
DS	down spout	MTL	metal	VWC	vinyl wall covering
DTL	detail	MWP	metal wall panel	W	washer
DW	dish washer	N	north	W/	width
DWG	drawing	NFS	non-frost susceptible	WAR	waste receptacle
EA	each	NIC	not in contract	WB	weather barrier
EIFS	exterior insulated finish system	NO	number	WC	water closet
EJ	expansion joint	NOM	nominal	WD	wood
EL	elevation	NTS	not to scale	WO	walk off matt
ELEC	electrical	O	diameter	WR	water resistant
EPB	electrical panel board	O.C.	on center	WRGWB	water resistant gypsum wall board
EQ	equal	O/O	outside to outside	WSCT	wainscot
EQP	equipment	OCCS	occupants	WWF	welded wire fabric
ETR	existing to remain	OD	overflow drain		
EXT	exterior	OFCI	owner furnished contractor installed		
FA	fire alarm	OFOI	owner furnished owner installed		
FCO	floor clean out	OPH	opposite hand		
FCTY	factory finish	OSB	oriented strand board		
FD	floor drain	OTS	open to structure		
FDN	foundation	PL	plastic laminate		
FE	fire extinguisher	PLP	phenolic laminate panel		

ARCHITECTURAL GRAPHIC SYMBOLS

SINGLE DOOR

DOUBLE DOOR

FIRE EXTINGUISHER CABINET
PLAN ELEVATION

FIRE EXTINGUISHER
PLAN ELEVATION

DOOR NUMBER

WINDOW/STOREFRONT/RELITE

PARTITION TO BE RENOVATED AND EXISTING STRUCTURE TO REMAIN ASSEMBLY TYPE

PARTITION TYPE

SOUND ATTENUATION BATT INSULATION

NEW STUD DEPTHS AT PARTITION

(E) EXISTING WALL IN PLAN

REVISION REFERENCE (S)

REVISION NUMBER

REVISED CONTENT

NORTH ARROW

BUILDING SECTION CALLOUT

WALL SECTION CALLOUT

DETAIL CALLOUT

DETAIL CALLOUT

ROOM NAME

ROOM TITLE

ROOM NUMBER

ELEVATION MARKER

VIEW NAME
[1/A101] Scale: 1/8" = 1'-0"

SHEET REFERENCE

VIEW REFERENCE

WALL TAG

WINDOW TAG

CEILING HEIGHT TAG

KEY NOTE

NEW GRID LINE

EXISTING (E) GRID LINE

ROOM NAME

ROOM NUMBER


NUMBER OF OCCUPANTS

OCCUPANCY CLASSIFICATION

ROOM SQUARE FOOTAGE (NET)

CENTER LINE

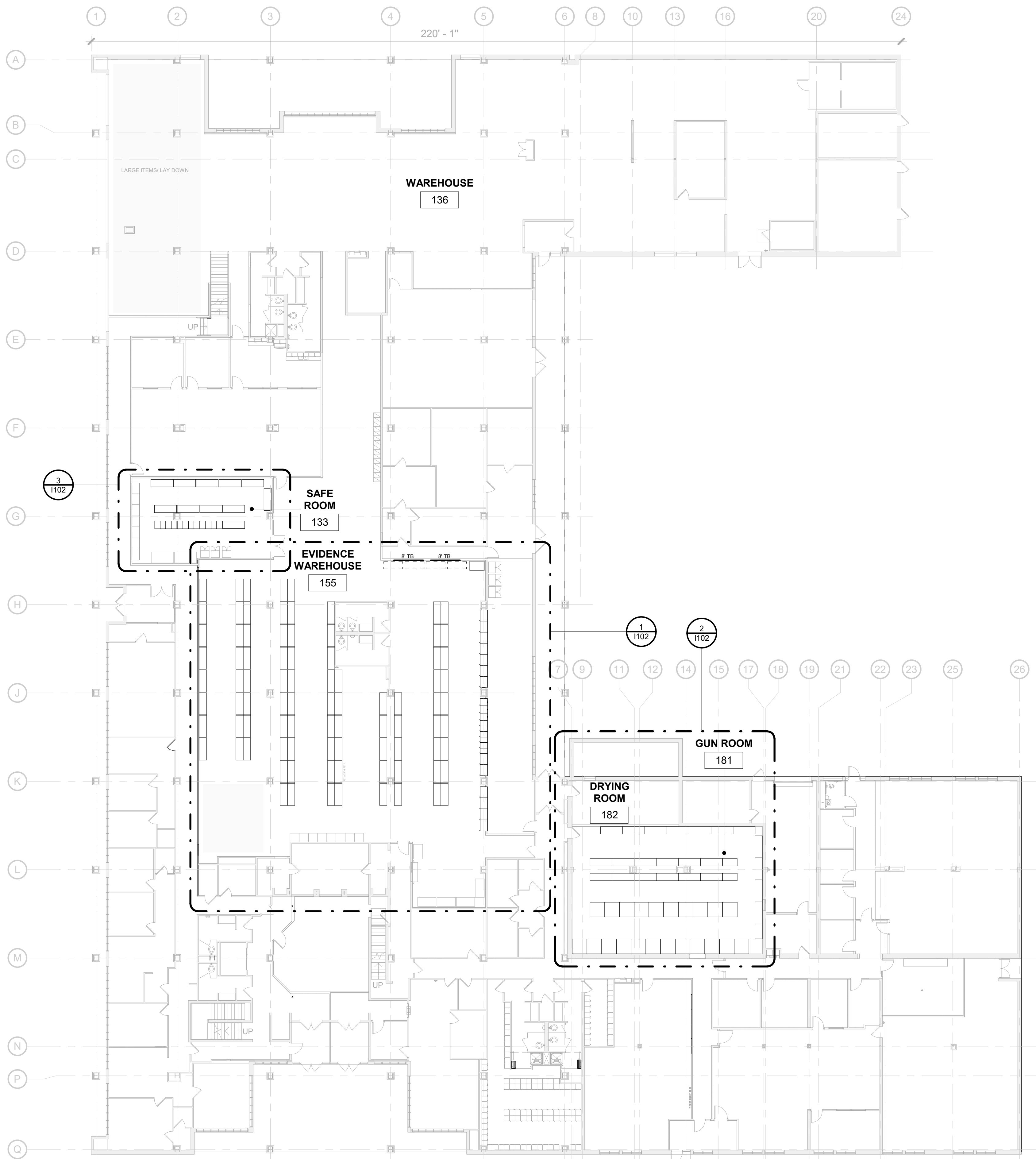
SPOT ELEVATION



Burkhardt Croft
ARCHITECTS LLC
880 N Street Suite 302 | Anchorage Alaska 99501
T: 907.929.9394 | www.burkhardt-croft.com


MUNICIPALITY OF ANCHORAGE
APD ELMORE BUILDING FF&E-WAREHOUSE
ANCHORAGE, ALASKA

DATE:	09.26.2022
DRAWN:	MCL
CHECKED:	DJD
PROJECT:	2213.02
DRAWING TITLE:	ARCHITECTUAL ABBREVIATIONS & SYMBOLS
REVISIONS:	
SHEET NO:	A001



GENERAL FLOOR PLAN NOTES

1. CONTRACTOR SHALL FIELD VERIFY ALL DIMENSIONS AND ELEVATIONS PRIOR TO START OF WORK
2. DIMENSIONS: ALL DIMENSIONS ARE 'CLEAR' DIMENSIONS FROM FACE OF EQUIPMENT TO FACE OF EQUIPMENT
3. ALL ITEMS LISTED ON THE EQUIPMENT AND MATERIALS LEGEND ARE CONTRACTOR FURNISHED AND CONTRACTOR INSTALLED




Burkhardt Croft
 ARCHITECTS LLC
 880 N Street Suite 302 | Anchorage Alaska 99501
 T: 907.929.9394 | www.burkhardt-croft.com

MUNICIPALITY OF ANCHORAGE
APD ELMORE BUILDING FF&E- WAREHOUSE
 ANCHORAGE, ALASKA

DATE:	09.26.2022
DRAWN:	MCL
CHECKED:	DJD
PROJECT:	2213.02
DRAWING TITLE:	OVERALL FF&E PLAN
REVISIONS:	
SHEET NO:	

1 OVERALL FIRST FLOOR PLAN - EQUIPMENT LAYOUT
 Scale: 1/16" = 1'-0"



Burkhardt Croft
 ARCHITECTS LLC
 880 N Street Suite 302 | Anchorage Alaska 99501
 T: 907.929.9394 | www.burkhardt-croft.com

**MUNICIPALITY OF ANCHORAGE
 APD ELMORE BUILDING FF&E-
 WAREHOUSE
 ANCHORAGE, ALASKA**

DATE: 09.26.2022
 DRAWN: MCL
 CHECKED: DJD
 PROJECT: 2213.02
 DRAWING TITLE:
 ENLARGED FF&E
 PLANS
 REVISIONS:
 SHEET NO:

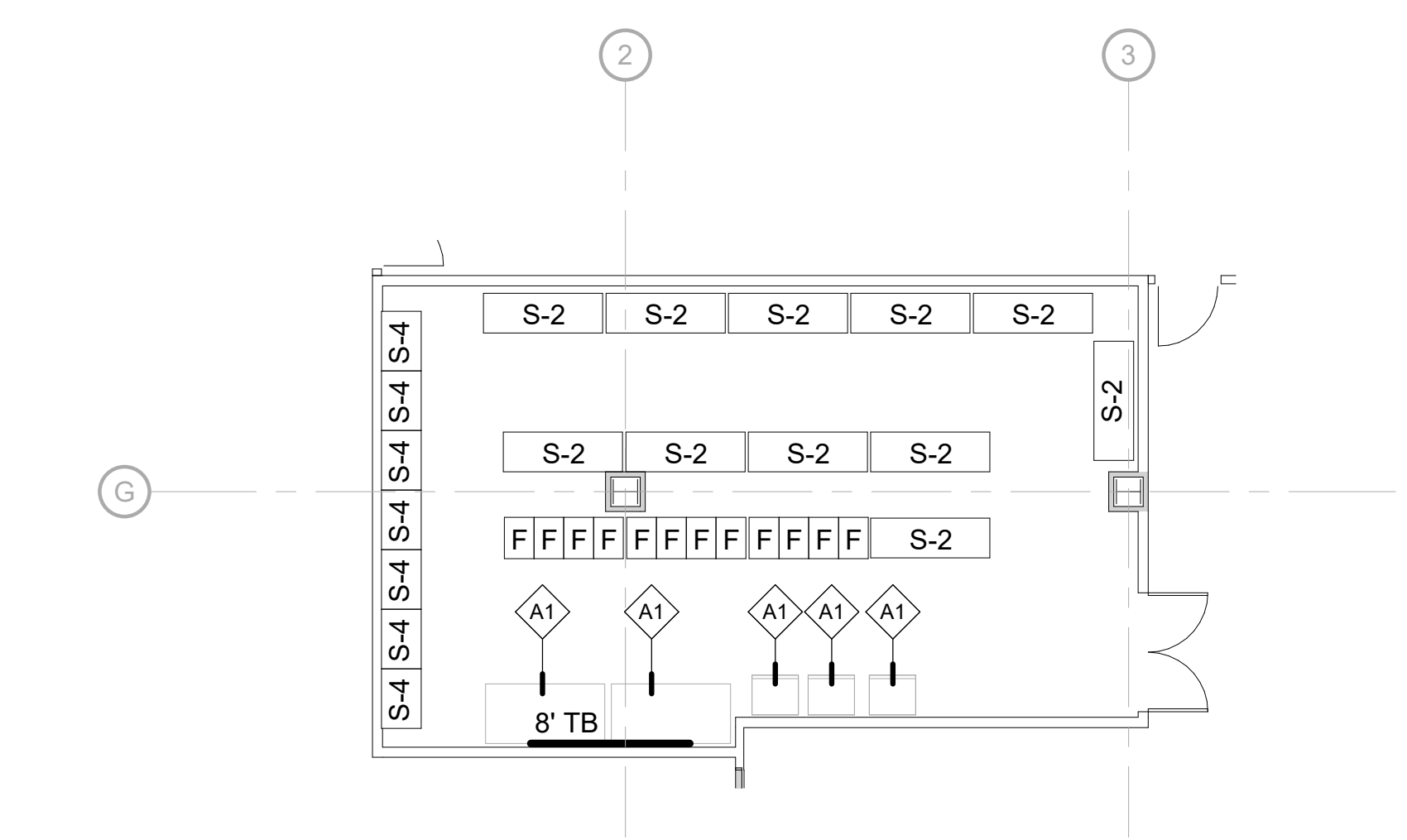
1102

GENERAL FLOOR PLAN NOTES

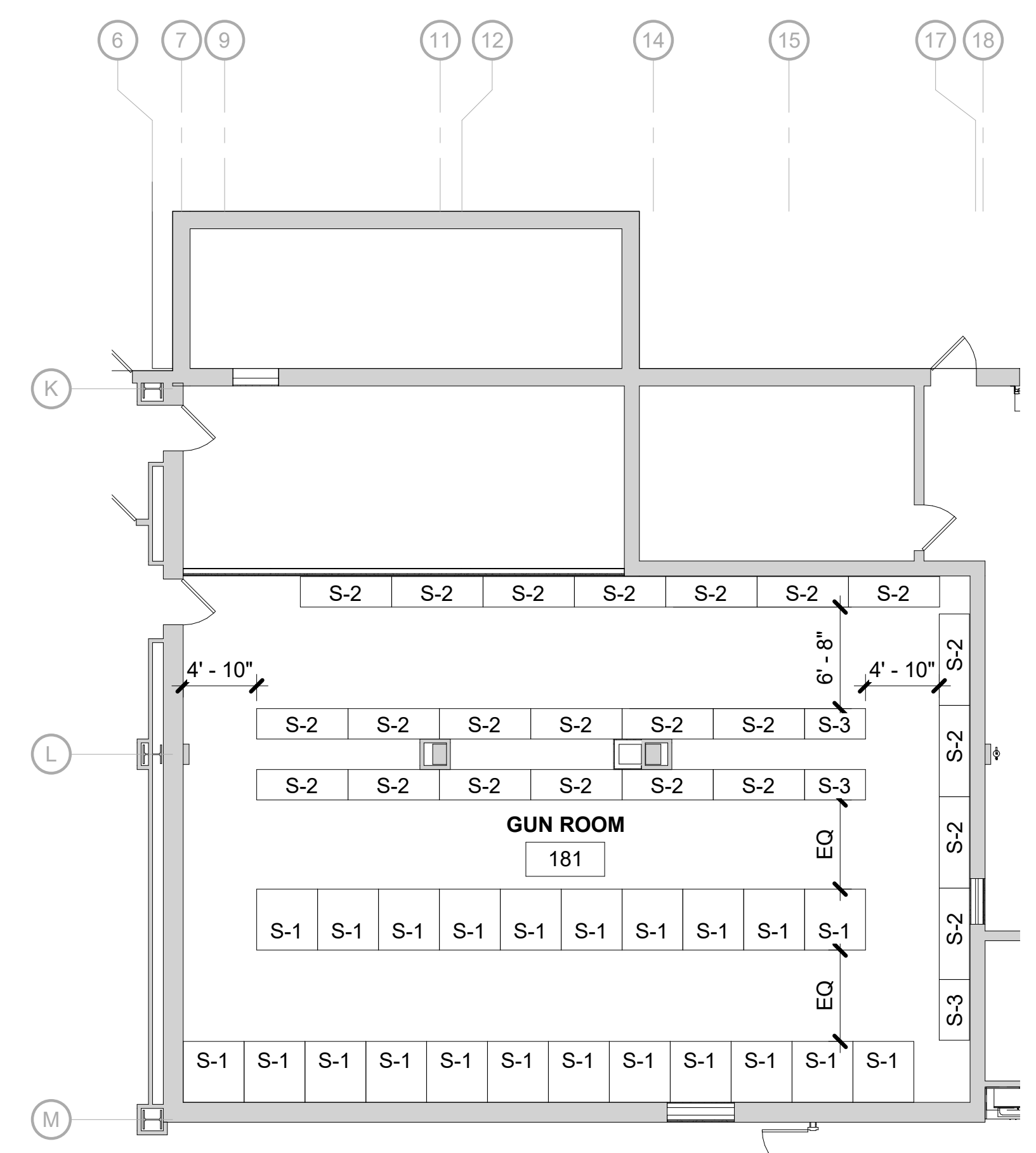
1. CONTRACTOR SHALL FIELD VERIFY ALL DIMENSIONS AND ELEVATIONS PRIOR TO START OF WORK
2. DIMENSIONS: ALL DIMENSIONS ARE 'CLEAR' DIMENSIONS FROM FACE OF EQUIPMENT TO FACE OF EQUIPMENT
3. ALL ITEMS LISTED ON THE EQUIPMENT AND MATERIALS LEGEND ARE CONTRACTOR FURNISHED AND CONTRACTOR INSTALLED

ARCHITECTURAL KEY NOTES

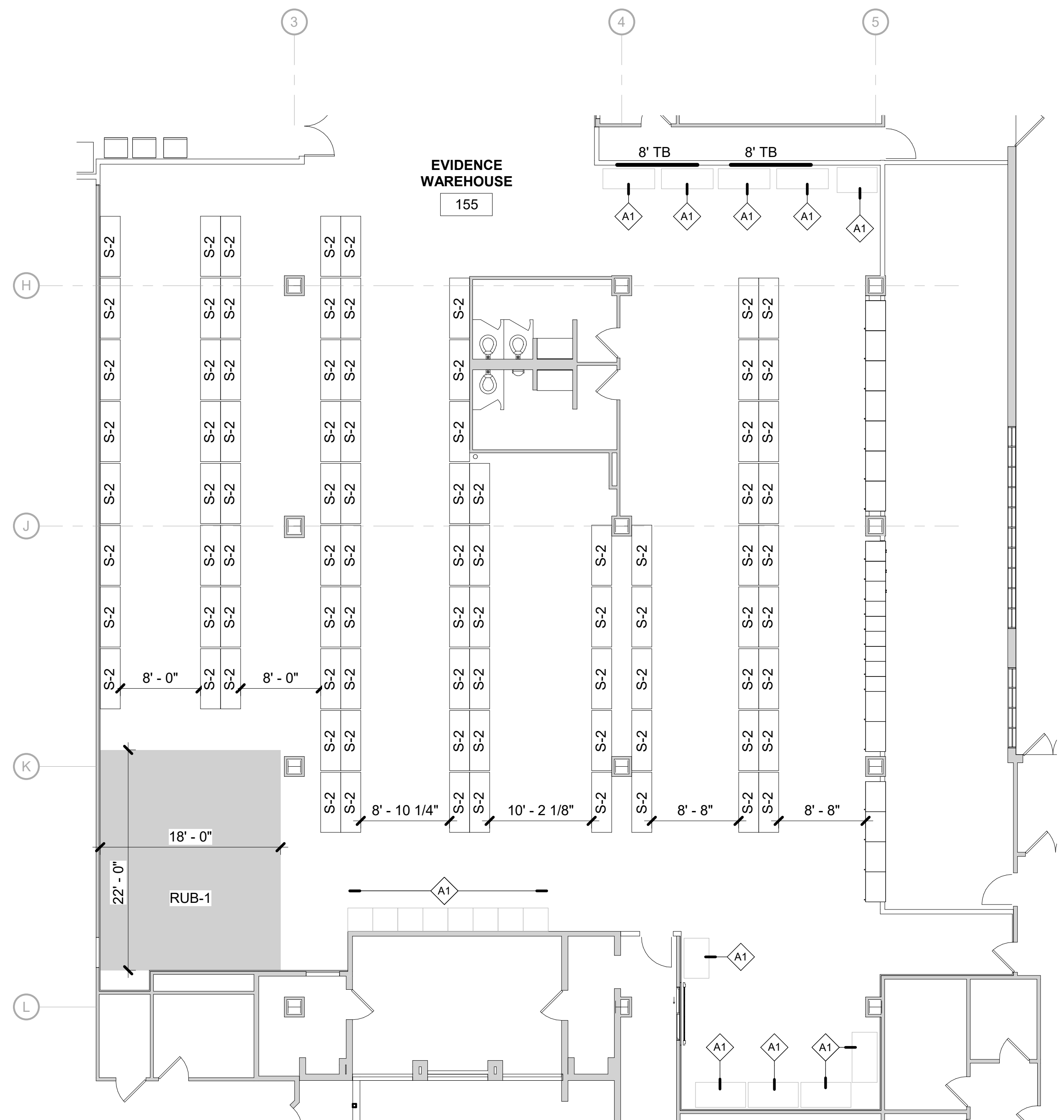
A1 FURNITURE- OWNER PROVIDED AND INSTALLED



3 ENLARGED SAFE ROOM FFE LAYOUT
 [1/1101] Scale: 1/8" = 1'-0"







2 ENLARGED GUN ROOM FFE LAYOUT
 [1/1101] Scale: 1/8" = 1'-0"



1 ENLARGED WAREHOUSE FFE LAYOUT- SOUTH
 [1/1101] Scale: 1/8" = 1'-0"

EQUIPMENT AND MATERIAL LEGEND

ITEM CODE	ITEM NAME	BASIS OF DESIGN	MODEL NAME	MODEL NUMBER	DIMENSIONS	DESCRIPTION	TOTAL QUANTITY	
S-1	HEAVY DUTY BOLTLESS SHELVING	TENNSCO	~	36K285, 36K286	48" X 48" X 84"	BOLTLESS SHELVING WITH PARTICLE BOARD DECKING, CHANNEL BEAM: STARTER, HEAVY-DUTY 3 SHELVES, OPEN + ADD-ONS	22	
	PARTICLE BOARD SHELF	TENNSCO		7E572	48" X 48"	PROVIDE (3) ADDITIONAL SHELVES PER UNIT	66	
S-2	HEAVY DUTY BOLTLESS SHELVING	TENNSCO	~	36K295, 36K296	72" X 24" X 84"	BOLTLESS SHELVING WITH PARTICLE BOARD DECKING, CHANNEL BEAM: STARTER, HEAVY-DUTY 3 SHELVES, OPEN + ADD-ONS	127	
	PARTICLE BOARD SHELF	TENNSCO		7E573	60" X 24"	PROVIDE (3) ADDITIONAL SHELVES PER UNIT	381	
S-3	HEAVY DUTY BOLTLESS SHELVING	TENNSCO	~	36K282, 36K283	48" X 24" X 84"	BOLTLESS SHELVING WITH PARTICLE BOARD DECKING, CHANNEL BEAM: STARTER, HEAVY-DUTY 3 SHELVES, OPEN	3	
	PARTICLE BOARD SHELF	TENNSCO		7E570	48" X 24"	PROVIDE (3) ADDITIONAL SHELVES PER UNIT	9	
S-4	INDUSTRIAL STORAGE CABINET	ULINE	~	H-2216	36" X 24" X 72"	HEAVY GAUGE STEEL CONSTRUCTION INDUSTRIAL SHELVING UNIT WITH 5 ADJUSTABLE SHELVES AND 150 LB CAPACITY PER SHELF- GRAY IN COLOR	7	
F	VERTICAL FILE CABINET- LEGAL, 4 DRAWER	ULINE	~	H-6366	18" X 25" X 52"	FULL EXTENSION DRAWERS WITH LOCKS INCLUDED, HIGH SIDE WALLS AND THUMB LATCH- COLOR IN BLACK	12	
RUB-1	RUBBER FLOORING	TARKETT	DROPZONE SPECKLE		36" X 36" SQUARE-EDGE TILES	FULLY ADHERED- PROVIDE REDUCER STRIP AT EXPOSED EDGES		
TB	TACK BOARD	CLARIDGE PRODUCTS	900A TACKBOARD	962A	4' X 8'	TAN NUCORK WITH SATIN ALUMINUM TRIM	3	



Burkhart Craft
 ARCHITECTS LLC
 880 N Street Suite 302 | Anchorage Alaska 99501
 T: 907.929.9394 | www.burkhart-craft.com

MUNICIPALITY OF ANCHORAGE
**APD ELMORE BUILDING FF&E-
 WAREHOUSE**
 ANCHORAGE, ALASKA

DATE: 09.26.2022

DRAWN: MCL

CHECKED: DJD

PROJECT: 2213.02

DRAWING TITLE:
 EQUIPMENT AND
 MATERIAL LEGEND

REVISIONS:

SHEET NO:

1103